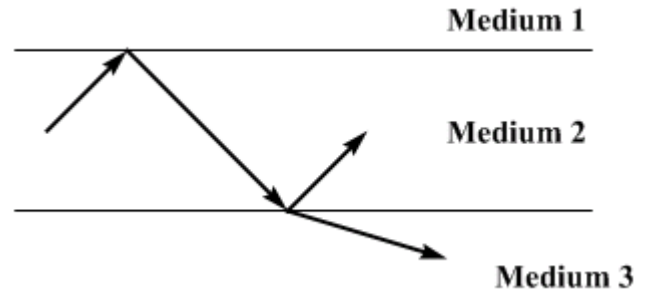


PROBLEM 1 - 10 points

[5 points] (a) Three media are placed on top of one another. A ray of light starting in medium 2 experiences total internal reflection at the top interface but some of the light refracts into medium 3 when the ray reaches the bottom interface. If the two interfaces are parallel, rank the media by their index of refraction, from largest to smallest.



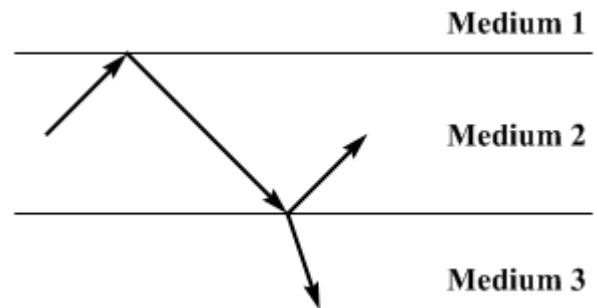
$n_1 > n_2 > n_3$ $n_1 > n_3 > n_2$ $n_2 > n_1 > n_3$ $n_2 > n_3 > n_1$ $n_3 > n_1 > n_2$ $n_3 > n_2 > n_1$

There is not enough information given above to decide.

None of the above

Briefly justify your answer:

[5 points] (b) Medium 3 is now changed, and the rays follow the paths shown at right. Once again rank the media by their index of refraction, from largest to smallest.



$n_1 > n_2 > n_3$ $n_1 > n_3 > n_2$ $n_2 > n_1 > n_3$ $n_2 > n_3 > n_1$ $n_3 > n_1 > n_2$ $n_3 > n_2 > n_1$

There is not enough information given above to decide.

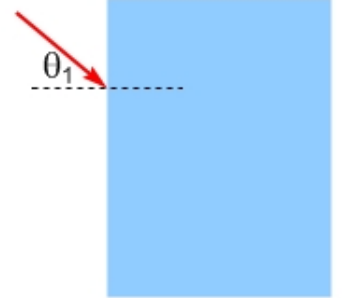
None of the above

Briefly justify your answer:

PROBLEM 2 – 10 points

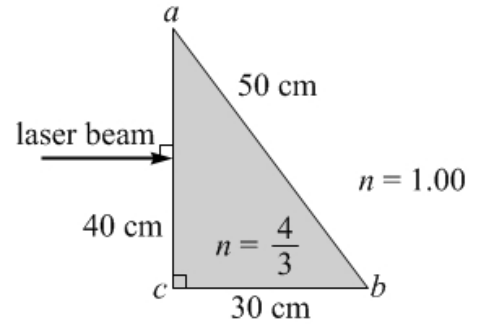
[1 point] (a) A beam of light traveling in air enters a rectangular glass block with refractive index n . Assuming the light exits the block along the side opposite to the side it entered, what path does the light follow when it emerges from the block?

- The exact path it was following when it entered the block.
- A path parallel to the original path, but displaced from it.
- A path perpendicular to the original path.
- A path that makes an angle $\sin^{-1}\left(\frac{\sin \theta_1}{n}\right)$ with the original path.
- None of the above.



[2 points] (b) Briefly justify your answer:

A laser beam is incident along the normal to the side ac of a right-angled prism. The prism is in the shape of a 3-4-5 triangle, with sides measuring 30 cm (bc), 40 cm (ac), and 50 cm (ab). The prism, which has an index of refraction of $4/3$, is surrounded by air ($n = 1.00$).



[1 point] (c) At what angle, measured from the normal, does the laser beam emerge from the side ab of the prism when the beam first encounters that glass-air interface?

- $\sin^{-1}(3/5) = 37^\circ$
- $\sin^{-1}(3/4) = 49^\circ$
- $\sin^{-1}(4/5) = 53^\circ$
- 60°
- It doesn't – it experiences total internal reflection

[2 points] (d) Briefly justify your answer:

[1 point] (e) Now, you can adjust the index of refraction of the prism. Given the geometry above, what is the critical index of refraction of the prism? Below this value, the laser beam emerges from the prism into air when it first encounters side ab of the prism, while above this value the beam experiences total internal reflection.

- 1
- $5/4$
- $4/3$
- 1.5
- $5/3$
- 2
- There is no critical index of refraction – the beam never experiences total internal reflection

[3 points] (f) Briefly justify your answer:

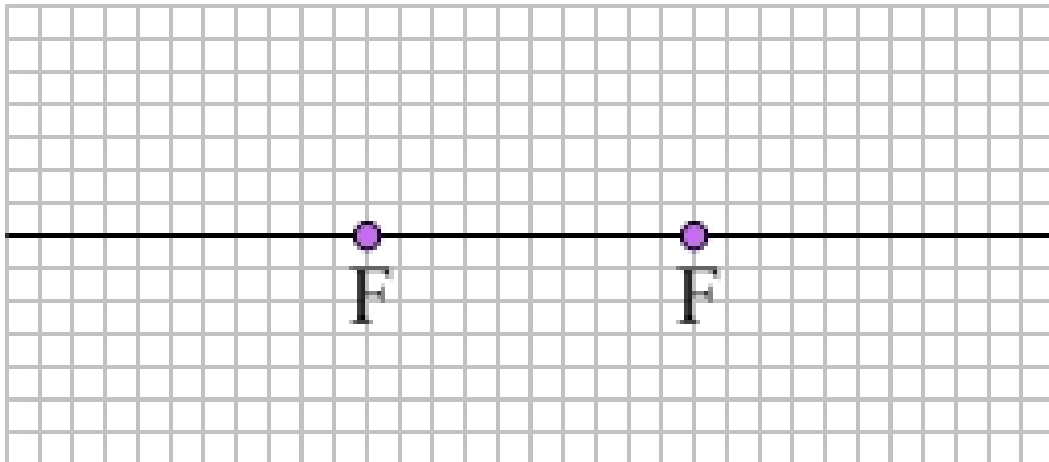
PROBLEM 3 – 20 points

An object is placed a certain distance from a lens. The image created by the lens is exactly half as large as the object. If the two focal points of the lens are 20 cm from the lens, where is the object? Where is the image?

[3 points] (a) There are two solutions to this problem. Describe in words one of the solutions, including such information as what kind of lens is being used, what side of the lens the image is on, and what the image characteristics are. Don't draw it yet – we will draw it in part (c).

[3 points] (b) For the solution you describe in (a), use equations to calculate the object distance and the image distance. Be careful with the signs.

[3 points] (c) For the solution you describe in (a), sketch a ray diagram on the axis below. Hint: it's a good idea to first draw the lens. The squares on the axis are $4\text{ cm} \times 4\text{ cm}$.



[3 points] (d) Describe in words the second solution, including such information as what kind of lens is being used, what side of the lens the image is on, and what the image characteristics are. Don't draw it yet – we'll do that in (f).

[4 points] (e) For the solution you describe in (d), use equations to calculate the object distance and the image distance. Be careful with the signs.

[3 points] (f) For the solution you describe in (d), sketch a ray diagram on the axis below. Hint: it's a good idea to first draw the lens. The squares on the axis are $2\text{ cm} \times 2\text{ cm}$.

